

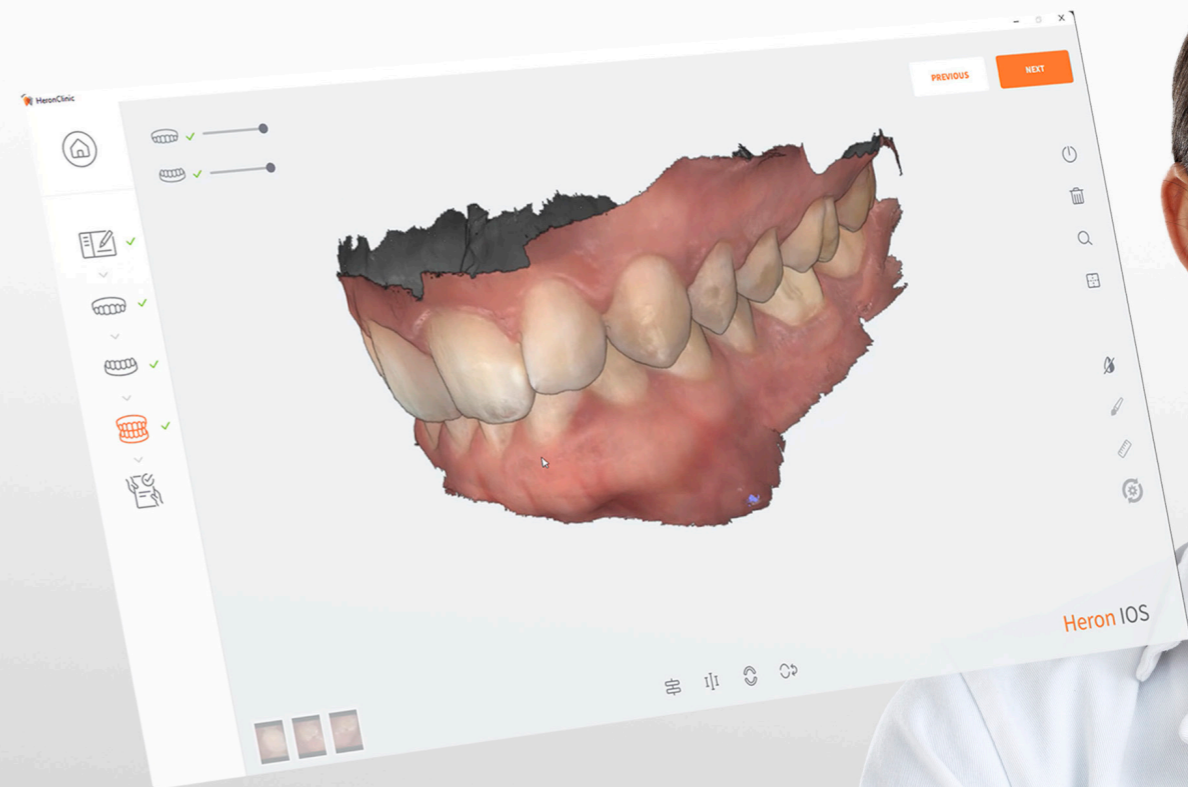
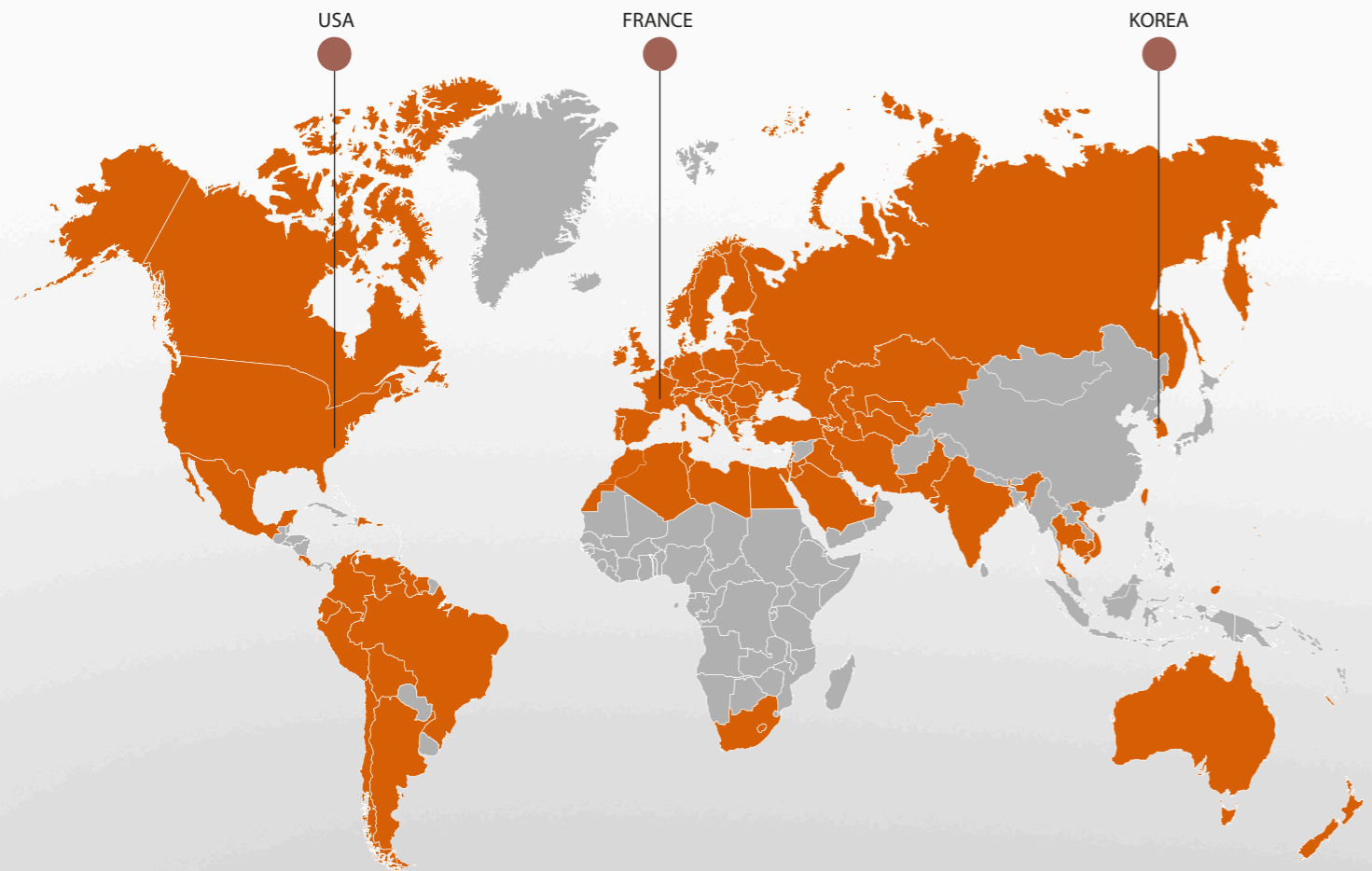
# 3DISC, a global company

Beginning our journey in 2010, **3DISC** started off as a multi-disciplinary R&D team devoted to one mission: pioneering the digital dentistry landscape of tomorrow. After 8 years of intensive development, **3DISC** introduced their innovative and fully digital solution to the market: the **Heron™IOS**.

Today, **3DISC** is a privately-owned agile American manufacturer and global provider for IOS solutions, with headquarters based in the United States and France.

Our international team of diverse digital experts are committed to taking digital beyond by delivering relevant clinical benefits through inclusively digital solutions, specifically intraoral scanners. When dental clinics choose **3DISC**, they can trust our commitment to the continuous innovation of our solutions that will help bring simplicity to their workday and empower doctors to provide the highest quality treatment to their patients.

# I simply scan with my HERON™ IOS



3DISC  
365 Herndon Pkwy #18  
Herndon, VA 20170,  
USA

3DISC Dental Connect  
191, Av. Charles de Gaulle  
92200 Neuilly-sur-Seine,  
France

3DISC  
84, Donghwagongdan-ro,  
Munmak-eup, Wonju-si,  
Gangwon-do, KOREA 26365

+33 (0)1 86 65 68 93  
+1 800 570 0363  
sales@3DISC.com

**3DISC** The DentalTech®

**3DISC** The DentalTech®



# *Heron IOS helps me with all restorations from simple to full edentulous*

Dr. Shaheen Upton DDS, DMD  
Elite Dental Alliance member

Thanks to its intuitiveness and simplicity, Heron IOS is a scanner adapted to both experts and new users, allowing them to face everyday situations in the dental clinic. Its "2 click to start, 2 minutes to scan, 2 seconds to check" method helps the practitioner start their day quickly and focus more on the patient. Simply scan is key for a smooth transition to digital dentistry.

**SIMPLY  
SCAN**

**2  
CLICKS  
TO START**

**2  
MINUTES  
TO SCAN**

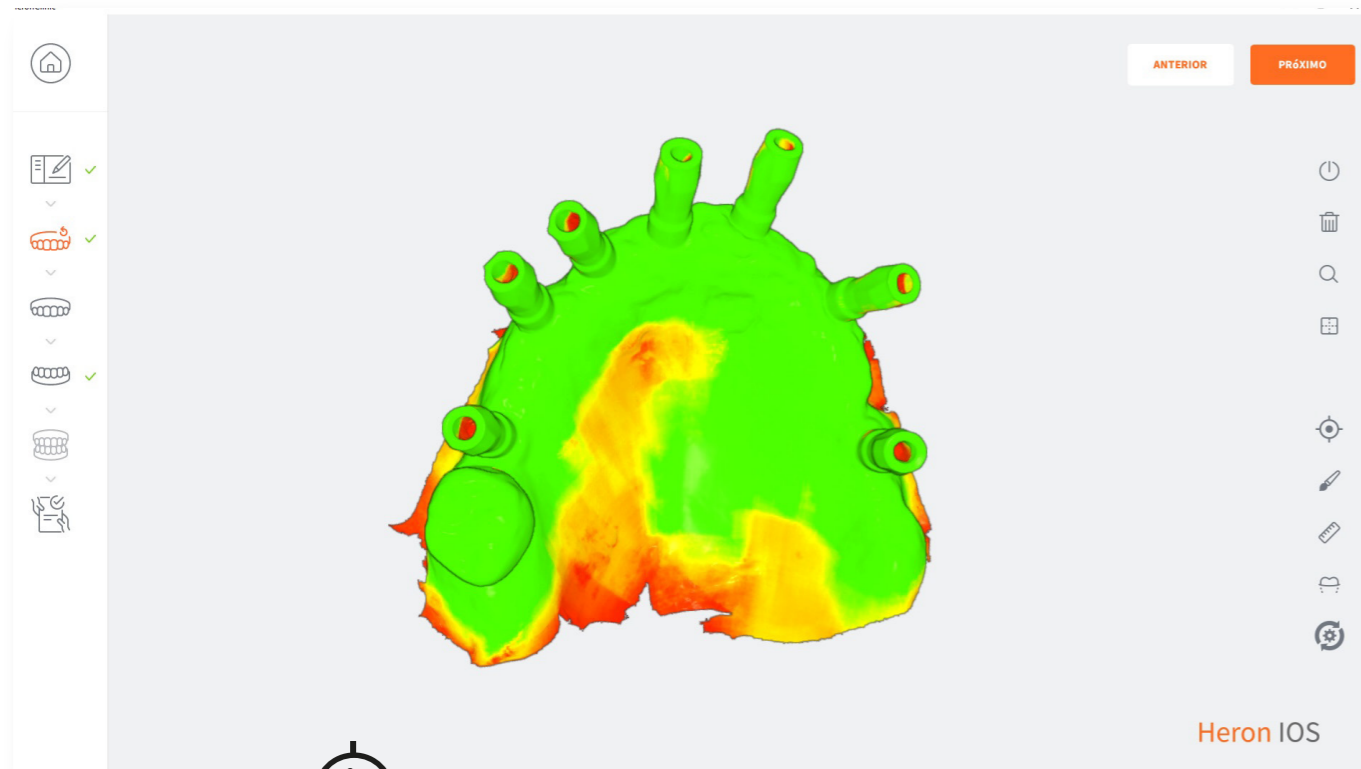
**2  
SECONDS  
TO CHECK**



# The quality map guides and reassures me on my scans, even for severe cases.

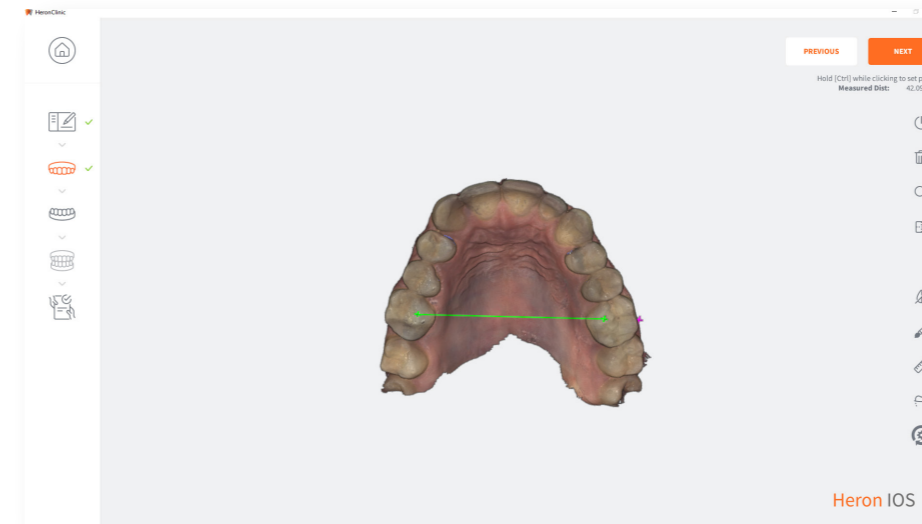
Adolfo Coelho de Oliveira Lopes,  
DDS, MSc, PhD

With a comprehensive set of digital tools, 3DISC guides the dentist through an optimal impression-taking process, reassuring the dentist in everyday use and guaranteeing patient comfort and precision restorations, from simple restorations to the most severe cases.



  
**QUALITY  
MAP**

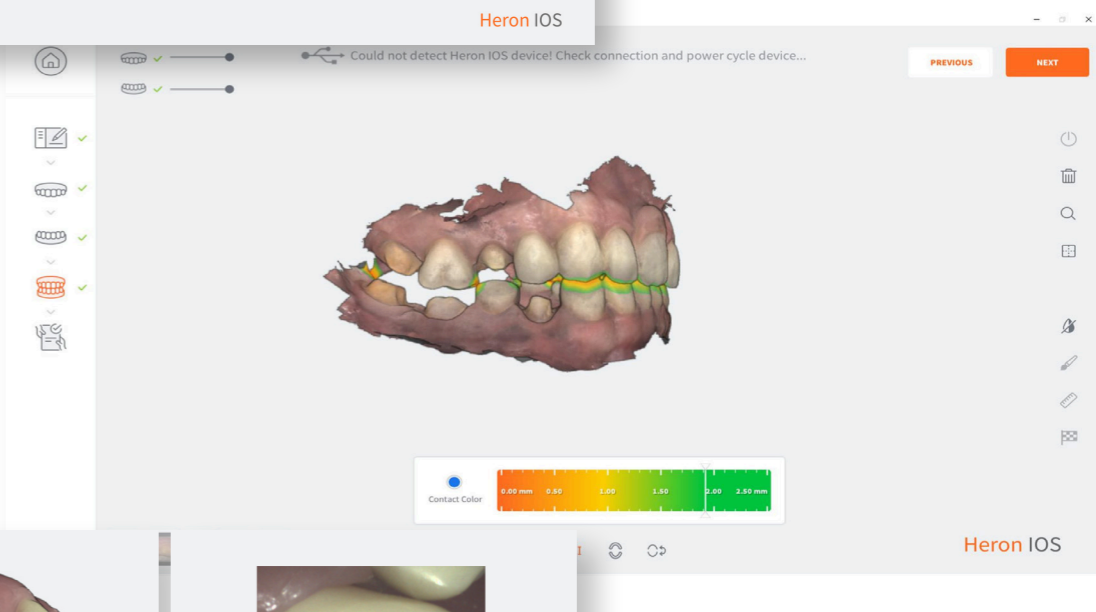
An exclusive tool allowing instantaneous scan quality check and live rescan if necessary to complete impression



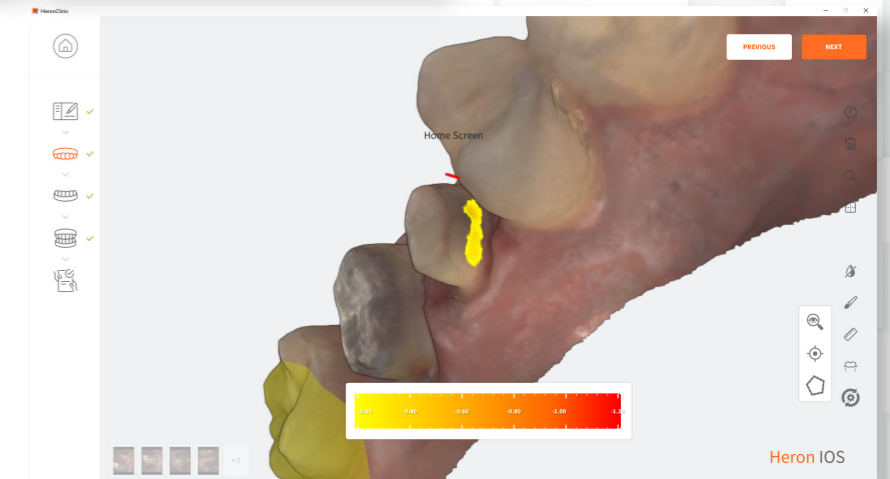
**MEASUREMENT TOOL**  
This tool helps you measure distance between two points accurately. It can be used for orthodontic treatment:

- initial diagnosis
- Treatment planning
- Monitoring treatment progress
- Appraisal of treatment result

**OCCLUSAL CLEARANCE**  
This tool helps you check the clearance before exporting the case in order to help you treat your crown and bridge patients in an effective and predictable manner.



**LIVE VIEW SCREENSHOT**  
The Live View Screenshot tool enables you to take screenshots during the scanning process, to be included in the Case Review and final Export, allowing you to pinpoint problem areas and monitor treatment progress. It also provides valuable information to technicians on tooth texture, margin definitions, etc..



**UNDERCUT TOOL**  
It helps you to verify and determine the quality of your preparation so as to ensure an ideal fit for the restoration

*Compactness, ergonomics and lightness are key features for me and for my patients' comfort.*

Dr M. Nawwar BDS, ABOMS

250<sup>times</sup>  
autoclavable tips | 360°  
rotation

With its 250-times autoclavable tips, 3DISC shows the quality of the material used in our scanner.


Scan Depth  
20<sup>mm</sup>

150<sup>g</sup>  
smallest and lightest



3DISC's proven innovative technology, enhanced by its ergonomic and lightweight scanner, provides stability during the scanning sequence, allowing for constant precision results. Its 20mm scan depth will help you tackle low ridges and other more complicated scan areas.

59<sup>sec</sup>  
for a full arch scan



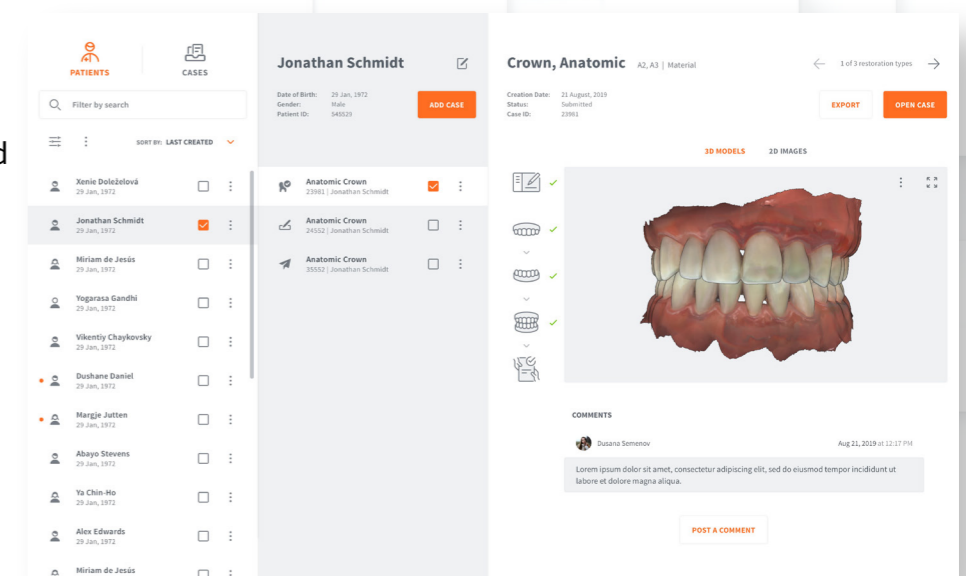
Never has  
clinic to lab  
communication  
been *so easily*  
*integrated.*

Elie El Choueiry, D.L.T

- Single click smooth communication between clinics and laboratories
- Fully integrated open CAD/CAM systems (DWOS, exocad, etc)
- Flexible export options in multiple formats such as STL, OBJ, PLY
- Possibility to export locally or through our dedicated HeronCloud platform

## Heron Cloud

- Streamlined cases submission
- Sleek overview of cases and follow up
- Interactive messaging and discussion
- Backwards compatibility with legacy HeronClinic
- Available for all users and partners (labs)



# We strive to give the best user experience

Gilles Heber Suffrin  
Group Customer Experience Director

## CUSTOMER EXPERIENCE SUPPORT

Our customer support team, available by phone or email can access remotely your acquisition PC for a more efficient and effective support experience.

**HERON IOS AND  
HERONCLINIC SUPPORT:**  
Email: [Support@3DISC.com](mailto:Support@3DISC.com)  
From 9 am to 18 pm CET  
Phone: +33 1 42 25 73 98  
From 9 am to 18 pm UTC-4  
Phone: +1 800 570 0363

## 360° support service

### TAILORED TRAINING

Customized in-office training options with additional virtual trainings available and self learning using our LEARNING ACADEMY

### PROACTIVE CONFIGURATION

The Heron™ IOS is custom configured to provide an enhanced user experience and continuous optimization

### NO ANNUAL FEES

A one-time, all-inclusive payment. No additional licensing or case fees, plus FREE software updates.

